

GENERAL SPECIFICATIONS:

| |
|--|
| PRIMARY |
| 3-phase, 3-wire, 60Hz |
| SECONDARY |
| 3-phase, 4-wire, 60Hz |
| OPERATING TEMPERATURE RISE |
| 115°C |
| INSULATION CLASS |
| 220°C |
| PRIMARY TAPS |
| 15kVA (and all 208V): ± 1 x 5% |
| 30kVA - 300kVA: + 2 x 2.5%, - 4 x 2.5% |
| 500kVA - 750 kVA: ± 2 x 2.5% |
| K-FACTOR RATING (at 150°C rise) |
| 13 |
| NEUTRAL BUS AMPACITY |
| 200% of phase current |
| ENERGY EFFICIENCY (see table below) |

Linear Load:
Meets and/or exceeds CSL-3 efficiency requirements by ensuring losses are 30% lower than Nema TP1

Non-Linear Load:
Exceeds Nema TP1 requirements

MAGNETISING INRUSH
< 10 times FL RMS

WINDING MATERIAL
Copper

INSULATING VARNISH IMPREGNATION
Polyester Resin

AUDIBLE SOUND LEVEL
As per NEMA ST-20

| | |
|---------------|------|
| 15 - 45kVA: | 45dB |
| 75 - 150kVA: | 50dB |
| 225 - 300kVA: | 55dB |
| 500kVA: | 60dB |
| 750kVA: | 64dB |

ENCLOSURE
Type: NEMA-3R, ventilated
Paint: Polyester powder coated
Colour: ANSI 61 Grey

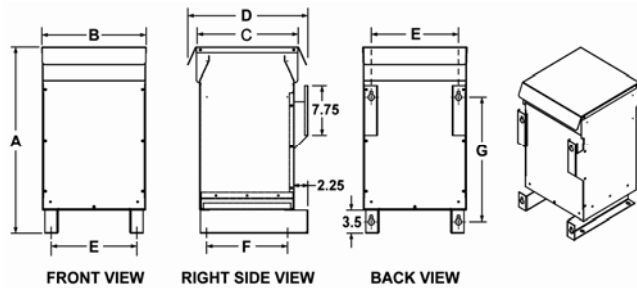
ELECTROSTATIC SHIELD
Single, [double]

APPLICABLE STANDARDS
NEMA ST20, NEMA TP1, NEMA TP2
CSA C9, CAN/CSA-C802.2, DOE CSL-3

OPTIONS:

| |
|--|
| OVER-TEMPERATURE SENSORS |
| [170°C], [200°C] |
| SOLID BOTTOM PLATE (Case 'MT' only) |
| [yes], [no] |

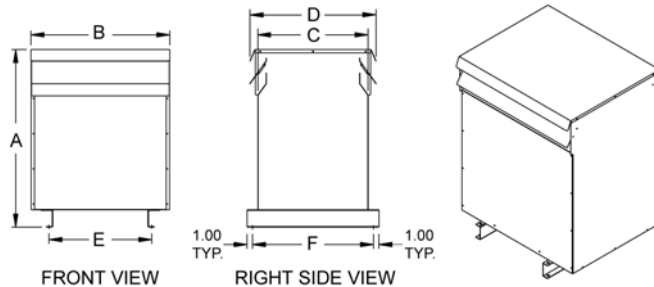
'MT1', 'MT2' ENCLOSURE DIM. - inches [mm]



DIMENSIONS - inches [mm]

| CASE STYLE | A | B | C | D | E | F |
|------------|-------------|-------------|-------------|-------------|-------------|-------------|
| MT1 | 29.00 [737] | 16.75 [425] | 15.00 [381] | 19.00 [483] | 13.75 [349] | 13.00 [330] |
| MT2 | 38.00 [965] | 21.50 [546] | 19.50 [495] | 23.50 [597] | 17.00 [432] | 17.50 [445] |

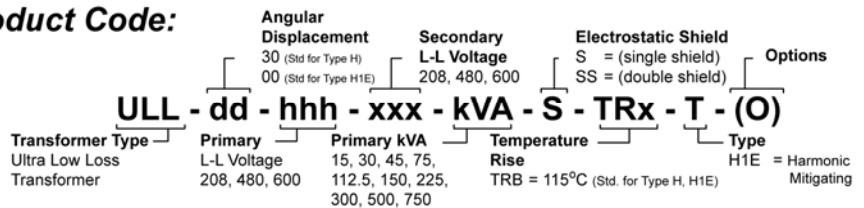
'MT3', 'MT4', 'LT' ENCLOSURE DIM. - inches [mm]



DIMENSIONS - inches [mm]

| CASE STYLE | A | B | C | D | E | F |
|------------|--------------|--------------|--------------|--------------|--------------|--------------|
| MT3 | 45.00 [1143] | 26.00 [661] | 21.00 [534] | 25.00 [635] | 21.50 [546] | 19.00 [483] |
| MT4 | 51.50 [1308] | 32.00 [813] | 25.50 [648] | 29.50 [749] | 23.50 [597] | 23.50 [597] |
| LT1 | 59.00 [1499] | 39.50 [1003] | 30.00 [762] | 34.00 [864] | 24.00 [610] | 32.00 [813] |
| LT2 | 66.00 [1677] | 44.00 [1118] | 34.00 [864] | 38.00 [965] | 26.00 [660] | 36.00 [915] |
| JTA | 60.00 [1524] | 48.50 [1232] | 34.00 [864] | 39.00 [991] | 27.50 [699] | 36.00 [915] |
| JTB | 66.00 [1677] | 52.00 [1321] | 40.00 [1016] | 44.00 [1118] | 40.00 [1016] | 42.00 [1067] |

Product Code:



| Sizes | | | Efficiency | | | | Impedance | | | Terminal Sizes | | | | |
|-------------|------------|-------------------------------|-------------------------|----------|-------------------------------------|----------------------|------------------|-------------|-----------------------|----------------|------------|------------|-------------|-------------|
| kVA Primary | Case Style | Weight lb [kg] ^[1] | Linear | | K-13 | | ULLTRA H1E | | 3-Phase Short Circuit | Primary | | | Secondary | |
| | | | 35% Load ^[2] | 50% Load | Non-Linear @50% Load ^[3] | No-Load Losses Watts | Zero Sequence Zo | Sequence Xo | | 208V | 480V | 600V | 120/208V | Neutral |
| 15 | MT2 | 250 [115] | 97.90% | 97.96% | 97.0% | 50 | <0.95% | <0.3% | 2.0 - 3.5% | #2-#14 | #6-#14 | #6-#14 | #6-#14 | 2x#2-#14 |
| 30 | MT2 | 375 [170] | 98.25% | 98.35% | 97.5% | 90 | <0.95% | <0.3% | 2.0 - 3.5% | 2/0-#6 | #2-#14 | #2-#14 | 2/0-#6 | 2x2/0-#6 |
| 45 | MT3 | 500 [227] | 98.39% | 98.45% | 97.7% | 120 | <0.95% | <0.3% | 2.0 - 3.5% | 250MCM-#6 | #2-#14 | #2-#14 | 250MCM-#6 | 2x250MCM-#6 |
| 75 | MT3 | 850 [386] | 98.60% | 98.65% | 98.0% | 170 | <0.95% | <0.3% | 2.0 - 3.5% | 600MCM-#4 | 2/0-#6 | 2/0-#6 | 600MCM-#4 | 2x600MCM-#4 |
| 112.5 | MT4 | 1000 [454] | 98.74% | 98.82% | 98.2% | 250 | <0.95% | <0.3% | 2.5 - 5.0% | 2x350MCM-#6 | 250MCM-#6 | 2/0-#6 | 2x350MCM-#6 | 4x350MCM-#6 |
| 150 | MT4 | 1200 [544] | 98.81% | 98.85% | 98.3% | 310 | <0.95% | <0.3% | 2.5 - 5.0% | 2x350MCM-#6 | 350MCM-#6 | 250MCM-#6 | 2x350MCM-#6 | 4x350MCM-#6 |
| 225 | LT1 | 1800 [820] | 98.95% | 99.00% | 98.5% | 430 | <1.0% | <0.5% | 3.0 - 6.0% | Copper Pad | Copper Pad | Copper Pad | Copper Pad | Copper Pad |
| 300 | LT2 | 2500 [1135] | 99.00% | 99.07% | 98.6% | 530 | <1.0% | <0.5% | 3.0 - 6.0% | Copper Pad | Copper Pad | Copper Pad | Copper Pad | Copper Pad |
| 500 | JTA | 3175 [1440] | 99.09% | 99.20% | 98.7% | 800 | <1.5% | <0.5% | 4.5 - 7.0% | Copper Pad | Copper Pad | Copper Pad | Copper Pad | Copper Pad |
| 750 | JTB | 4250 [1928] | 99.16% | 99.28% | 98.8% | 1100 | <2.0% | <1.0% | 5.0 - 8.0% | Copper Pad | Copper Pad | Copper Pad | Copper Pad | Copper Pad |

1. Approximate values.
2. NEMA Premium & CSL3 specifications.
3. Equivalent to NEMA TP-1.
4. Specifications are subject to change without notice.
5. For additional information refer to: Typical Specifications, Technical Guide, Internal Layout and Connection Diagrams.

